

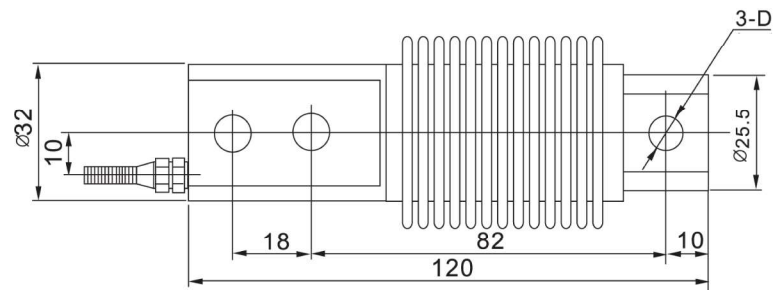
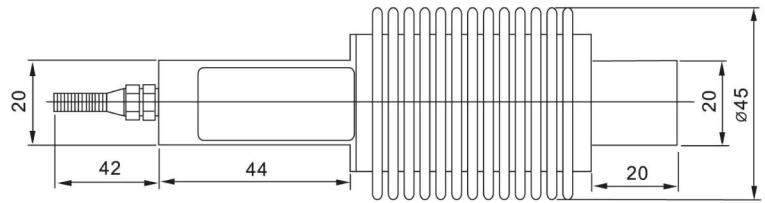
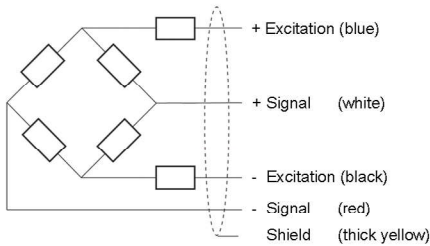
MK - Z6

FEATURE:

- Bending beam load cell
- Metal welded high quality nickel plated load cell, excellent capability in anti-erosion, waterproof, moisture-proof
- High precision, high stability, high reliability
- Anti vibration
- 5 core high quality load cell



Rated Load(kg)	D
5,10,20,30,40,50,75,100,150,200,250	Φ8.2
300,500	Φ10.2



SPECIFICATION

Rated capacities (Emax)	5,10,20,30,40,50,75,100,150,200,250,300,500kg	Temperature, compensated	-10°C~+40°C
Rated Output	2.0±0.002mV/V	Temperature, operating	-30~+70°C
Accuracy class	C3	Maximum safe overload	120%F.S
		Ultimate overload	150%F.S
Zero balance	±1%F.S	Excitation, recommended	10~12V DC
TC ZERO	±0.02%F.S/10°C	Excitation, maximum	15V DC
TC SPAN	±0.02%F.S/10°C	Protection class	IP68
Input resistance	400±20Ω	Construction	Nickel Plated Steel
Output resistance	352±3Ω	Cable	Length:5m
Insulation resistance	≥5000MΩ		Diameter: Φ 5mm